



[www.MyPropertyBilling.com](http://www.MyPropertyBilling.com)

---

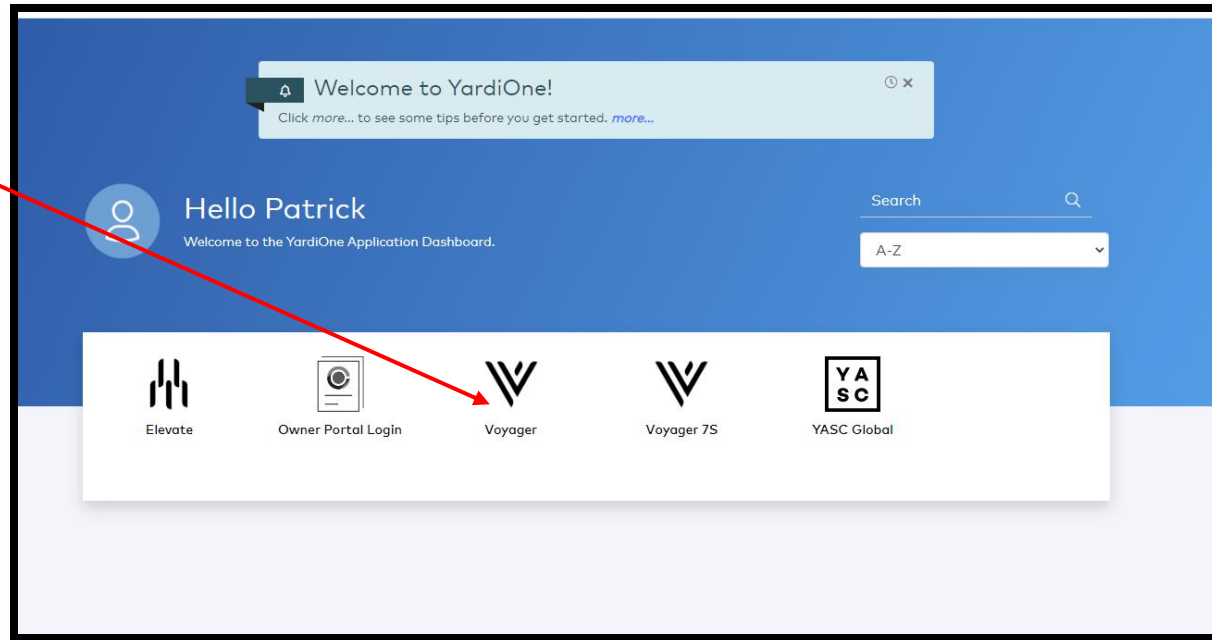
**REAL-TIME FINANCIAL REPORTS**



# Board Dashboard

---

All Financial Reports  
are accessed from the  
Voyager module of  
your dashboard.



# Board Voyager Dashboard: Realtime Financial Reports

Click on Reports  
to view

YARDIVOYAGER

Home Help Sign Out SaaS Messages

Condo, Co-op & HOA Dashboard

Reports

Condo/Co-op/HOA

Quick Email

Violations/Arch Rev

Current GL Balance

Sunday, January 29, 2023

Property/List  Go Help

Date Range

Properties  Units

Finance

[A/R Summary](#) [A/R Details](#)

[A/P Summary](#) [A/P Details](#)

Maintenance

Pending Work Requests 6

Completed WO Followup 0

Purchase Orders 0

Tasks

Tasks Pending 0

Tasks Past Due 0

Links

[New PO](#) [New WO](#) [New Meeting](#)

[Monitor Reports](#) [New Service Request](#)

[Violation Management](#)

Summary

Meetings 0

Active Board Members 4

Purchases In Progress 0

Legal Count 2

Total Unique Persons 235

Total Unit Persons 235

Total Legal Owners 235

Unit Detail

Owner Occupant 175

Owner Absentee 60

Calendar Dashboard Person Search Critical Dates

Jump To

Today Day Week 2 Week 31 Month

January 2023

Monday December 26

Tuesday 27

Wednesday 28

Thursday 29


Friday 30

Sat/Sun 31

January 1


# Board Voyager Dashboard: Quick AR and AP Reports

AP Summary




Period	No. of Transactions	Current Owed
0- 30 Days	1	1,006.30
31- 60 Days	0	0.00
61- 90 Days	0	0.00
90 + Days	0	0.00
Grand Total		1,006.30

AP Detail



Vendor /	Trans#	Property	Date	Invoice Number	Current Owed	0 - 30 Days	31 - 60 Days	61 - 90 Days	90 + Days
v0000607 - PSEG	P-36136	a179	01/04/2023	602407762658	1,006.30	1,006.30	0.00	0.00	0.00
					1,006.30	1,006.30	0.00	0.00	0.00


AR Summary



Calendar | A/R Summary - 2/1/2023 | Person Search | Critical Dates

Period	No. of Transactions	Total Outstanding
0- 30 Days	116	28,623.42
31- 60 Days	26	4,900.15
61- 90 Days	8	2,268.78
90 + Days	6	35,710.15
Prepaid AR	7	10,156.64
Grand Total		61,345.86

AR Detail



Name /	Owner	Property	Unit	0 - 30 Days	31 - 60 Days	61 - 90 Days	90 + Days	Prepays	Total Outstanding
	10002183	a179	252	17.77	0.00	0.00	0.00	0.00	17.77
	10002208	a179	275	364.74	0.00	0.00	0.00	0.00	364.74
	10002073	a179	216	341.10	0.00	0.00	0.00	0.00	341.10
	10001878	a179	136	321.61	58.76	0.00	0.00	0.00	380.37
	10001926	a179	148	341.10	0.00	0.00	0.00	0.00	341.10
	10002187	a179	254	321.61	0.00	0.00	0.00	0.00	321.61
	10002019	a179	176	373.12	0.00	0.00	0.00	0.00	373.12
	10002196	a179	263	335.48	0.00	0.00	0.00	0.00	335.48
	10002914	a179	100	289.06	0.00	0.00	0.00	0.00	289.06
	10002164	a179	232	87.60	0.00	0.00	0.00	0.00	87.60
	10002120	a179	248	89.32	0.00	0.00	0.00	0.00	89.32
	10001934	a179	156	372.47	0.00	0.00	0.00	0.00	372.47
	10002079	a179	222	380.08	0.96	0.00	0.00	0.00	381.04
	10001833	a179	107	419.00	0.00	0.00	0.00	0.00	419.00
	10002139	a179	266	341.10	4.80	0.00	0.00	0.00	345.90
	10002081	a179	224	16.24	0.00	0.00	0.00	0.00	16.24
	10002113	a179	243	18.63	0.00	0.00	0.00	0.00	18.63
	10002064	a179	307	15.32	0.00	0.00	0.00	0.00	15.32
	10001878	a179	139	0.00	-17.77	0.00	0.00	6,792.74	-6,770.51
	10002021	a179	180	373.12	0.00	0.00	0.00	0.00	373.12
	10007681	a179	151	20.95	0.00	0.00	0.00	0.00	20.95
	10002672	a179	113	347.39	0.00	0.00	0.00	0.00	347.39
	10000685	a179	038	0.00	0.00	0.00	0.00	21.08	-21.08
	10002209	a179	276	15.33	0.00	0.00	0.00	0.00	15.33
	10001853	a179	120	16.24	0.00	0.00	0.00	0.00	16.24
	10002430	a179	257	167.77	0.00	0.00	0.00	0.00	167.77
	10002212	a179	279	373.12	355.35	0.00	0.00	0.00	728.47
	10002077	a179	220	65.91	0.00	0.00	0.00	0.00	65.91
	10005784	a179	274	373.12	282.10	0.00	0.00	0.00	655.22
	10002773	a179	206	132.64	0.00	0.00	0.00	0.00	132.64
	10002187	a179	264	394.14	0.00	0.00	0.00	0.00	394.14
	10002018	a179	175	0.00	-17.77	-195.00	0.00	2,967.61	-3,180.38
	10005329	a179	128	0.00	0.00	24,265.43	0.00	0.00	24,265.43
				28,623.42	4,900.15	2,268.78	35,710.15	10,156.64	61,345.86

# Board Voyager Dashboard: Realtime Bank Balances

Click on GL  
Balance to view

YARDIVOYAGER

Home Help Sign Out SaaS Messages

Condo, Co-op & HOA Dashboard

Sunday, January 29, 2023

Maintenance

Summary

Property/List

a179

Go

Help

Pending Work Requests

6

Meetings

0

Completed WO Followup

0

Active Board Members

4

Reports

Condo/Co-op/HOA

Quick Email

Violations/Arch Rev

Current GL Balance

Denali - Current Period GL Balance

Destination

Screen

Advanced

Submit

Clear

Help

File or Code: rs\_sql\_33f\_report\_current\_gl\_balance.txt

Version: 2.0

Current GL Balance

Excel

PDF

Bank Code	Bank Description	Current Period Balance
a179decd		129000.00
a179demm		1336.25
a179madt		35182.21
a179mart		62545.03
a179mstr	Morgan Stanley Transition	193932.34
a179op	CIT Bank	182073.52
a179recd		944000.00
a179remm		3036.34
a179rnan	CIT Bank	18376.48
a179rcrd	Morgan Stanley Transition	1881000.00
a179wvc	CIT Bank	2775.83



---

For further assistance:

Email [support@mypropertybilling.com](mailto:support@mypropertybilling.com)

Call 888-406-2221 Customer Service

Or Contact Your Property Administrator

